

THE RON CLARK ACADEMY

House System

BRAND GUIDELINES

Version 03, Summer 2021





The Ron Clark Academy House System is a dynamic, exciting, and proven way to create a positive climate and culture for students and staff. Using RCA's methods will help your school or district confidently implement processes that build character, relationships, and school spirit. Our guidelines are designed to give you a streamlined framework that can be applied to any type of learning environment.

Table of Contents

05

The House System

05

Why the House System?

07

Words of Wisdom

09

Sorting into Houses

11

The Original Houses

15

Altruismo

21

Amistad

27

Isibindi

33

Rêveur

39

The New Houses

43

Nukumori

49

Onraka

55

Protos

61

Sollevare

67

Alternate Houses

69

Amistades

75

Usage Guidelines

79

The Point System

80

Giving Points

81

The Wheel

82

Tracking Points

83

Leaders and Meetings

84

Spirit Days and Championships



The House system

Why the House System?

Implementing the RCA House System with your class, grade, school, or district will provide benefits that will deeply impact students and teachers alike.

Students and teachers at schools where the House System has been put in place have raved about the impact it has had on the educational experience. Children have noted such things as how it has helped them to form friendships and create closer bonds with their peers. Teachers have noted how students perform at higher levels when points are assigned and their peers are cheering them on. Additional benefits include the following:

- **CULTURE OF BELONGING** Houses provide students with a culture of belonging. The first day of school can be a stressful moment for young students, and some may feel out of place or like they don't know where they fit in. But when they spin the wheel and are sorted into their Houses, they are greeted with the roar of applause and cheers from other students — upper-classmates even — welcoming them into this new, special group. Throughout the year, each student's personal accomplishments are then rewarded with points that collectively count toward his/her House. This gives students an opportunity to be recognized and thanked by their peers daily for their individual contributions to the overall team. At other schools, achievement is sometimes seen as something that is nerdy or uncool — but at RCA, good behavior and academic success are revered among students because they all know that students' success helps their own House get closer and closer to winning the championship.

The Ron Clark Academy House System in a Nutshell

1. **ON THE FIRST DAY** of the school year, incoming 5th graders (or the youngest students in your class, school, or district) spin a wheel to be sorted into a House at random.
2. **STUDENTS REMAIN IN THIS GROUP** until they graduate.
3. **EACH HOUSE IS COMPOSED** of every child in the school — teachers, faculty, and staff — allowing students to socialize with one another across grades and with positive adult role models beyond just the classroom setting.
4. **THROUGHOUT THE YEAR**, the Houses compete against one another in a variety of competitions by accumulating House points. Individual students can also accumulate points for their House based on behavior and academic success.
5. **AT THE END OF THE YEAR**, the House with the most points wins the House Championship — and all of the honor and glory that comes with it!

And that culture of belonging goes beyond just the students! Parents are encouraged to become a part of their child's House too. This helps them build bonds with other parents, including parents of upper-classmates, who they can reach out to for advice and wisdom. The House gives them the instant community of a slightly smaller group as an introduction to the whole school, thereby helping them to understand and feel like a part of it.

- **SCHOOL-WIDE COMMUNITY** The House System is a unique and creative cross-age group approach to building a community that will strengthen the social and academic lives of students. Traditionally, schools are split up into grades and students never interact with older or younger peers. In a House, students are able to interact with peers from other grade levels. With this, the older students become support systems to younger ones who are struggling or need advice — and they in turn grow as leaders themselves when they are able to pour into the younger ones in this way.

And this mentoring community extends to the teachers and staff as well. Every adult in the school should be encouraged to participate in the House System because it instantly gives them an opportunity to form strong bonds with a smaller group of students in their House. Additionally, it enables a playful sense of competition with students of other Houses. This type of role modeling and mentorship, provided on a consistent basis to students as they go through each grade of the school, can be exponentially valuable to their growth!

- **CHARACTER BUILDING** The House System builds character with a reward system that goes beyond something like earning a piece of candy from a candy jar for doing something good. Instead, each student's achievements add to a collective group, making the reward communal and social. We have seen this change the way that a student perceives points over time: what may start as extrinsic motivation in the beginning turns into intrinsic motivation as the student realizes the behavioral and academic traits and ethics that are valued by their peers.

Not to mention that giving points is free!



A Few Words of Wisdom...

Healthy Competition

It's important for the House System to promote a sense of healthy competition — this encourages students to learn how to be team players, contribute their efforts toward a group, and learn that those who work hard and stick with it are often the ones rewarded.

The key is to promote a culture of constructive competition. The staff's involvement is so important to this! They can model a playful competitive spirit that celebrates wins, learns from mistakes, and accepts loss gracefully. Through this, students can learn that the most important part of it all is just their own dedication and participation.

Encourage Staff Involvement

The staff of the class, school, or district have to be excited about this new adventure with the House and Point Systems. Getting everyone on board may be tough; some may not be thrilled about implementing the program. And actually, that's okay, as long as you have a core group of adults who really believe in the system and who will “bleed the colors” of the House that they join. We believe letting staff members choose which house they will be a part of will help encourage their excitement. Allowing them to choose lets them align with a House with attributes that appeals to them. Just make sure that you try to distribute leadership and enthusiasm in a balanced way across all of the Houses!

At RCA, we really look for the different talents that staff members can bring to a House and encourage distribution based on what a House might need. So take an honest assessment of who is on board, what their skills and unique talents are, and consider how to use those to connect the staff to the House on an even more meaningful level.



Embed the Houses into the Environment

It is important to try to find ways to embed the Houses into the everyday life, culture, and physical environment of your school! At RCA, there are couches in the lobby with colorful pillows featuring the House crests embroidered into each one. On the second floor, the gathering area for our eighth graders has four skylights in the ceiling, and each has a different House color tint as well as the name of each House on the glass.

Another way that we promote the House System in our school is by equipping the staff and students with items and apparel that promote their own House pride! Students who win major competitions in the

school are rewarded with a letterman jacket in the color of their House. (Being able to wear this jacket becomes a coveted honor!) We also have four special lockers that are much taller than the other lockers in our school, and each is in the color of one of the Houses. These special lockers are given to the student Heads of House. You can imagine the sense of pride that working toward one of these would be!

All of this is a great way to foster community, get staff and students interacting, and get parents involved. With all of these reminders surrounding everyone every day, we promote a culture of excitement and pride for our Houses.



Sorting into Houses

On the first day of the school year, all of the students gather for the sorting ceremony. To kick things off, all of the House leaders (older, returning students and/or staff from each House) make a speech to the incoming students before they’re sorted, explaining each House and their vision for the House and welcoming them to the school overall. This is a big moment and honor for the student leaders. After this, the sorting begins! Incoming 5th graders (or the youngest students in your class, school, or district) spin a wheel to be sorted into a House at random. The random nature of the wheel is by design: we believe that this process has to be left to fate. Students shouldn’t feel “assigned” to a House, but “chosen” by one. It might create an imbalance in House sizes, and that is okay! This can be a reminder to students that the world is not always fair, but that they have to learn how to adapt and push through with whatever they are given.

The wheel is designed with the four Houses evenly divided around it, and a series of pegs on the outer edge to stop and select the House that the student will be sorted into. (There are also point values and “levels” on the wheel, which we’ll discuss in Section 3: The Point System). Spinning the wheel is a huge moment for the new students, and they should be surrounded by all of the older students and the staff from each of the Houses; the current House members should get excited and cheer the spinning student on, encouraging them as they spin the wheel, and hoping that the wheel places more students in their own House too! At RCA, whichever fifth grader is asked to spin last is the child that our staff says that we see the most potential in at that point in time — this makes even the last child to spin feel incredibly special.

We also believe it is important to assign mentors for all of the incoming students after they are sorted into their Houses. Our eighth graders and upperclassmen work with the youngest students in study halls on developing courage and giving back, participating in community service projects, and more. It helps develop leadership for the older students and helps the younger ones instantly feel like a part of their House and school.



The Original Houses

The Ron Clark Academy House System features four original Houses — our learning and leadership communities for students. Each House has unique properties such as its own color, symbols, nation of heritage, history, and more. Over time, each House also starts to take on its own values and personality driven by the culture of the students and staff within it.

When students are sorted into their Houses on the first day of school, we like to say that the wheel is choosing students based on the qualities and characteristics that each student values, rather than the ones they necessarily exhibit on that day. This casts a vision for each student to grow into the positive attributes of their House.

It is important to communicate the value of these tight-knit learning and leadership communities to parents and staff. Having the broadest level of buy in and understanding from others will encourage the students and drive more and more excitement behind the Houses, the points, Spirit Days, the championships, and the school overall.

Partner Schools

Schools that use all 4 RCA Houses (Altruismo, Amistad, Isibindi, Rêveur) can be partner schools, even if they have added additional houses. In order to be a Partner School, each school must register their House System, sign the Partner Pledge, and must use a minimum of one RCA house. Online registration is non-transferable. Go to www.rcahousesystem.com to register your school and download all the images and resources.

The Original Four Houses of the RCA House System



Altruismo
House of Givers
Color: Black
Country: Brazil




Amistad
House of Friendship
Color: Red
Country: Mexico



Isibindi
House of Courage
Color: Green
Country: South Africa



Rêveur
House of Dreamers
Color: Blue
Country: France





ALTRUISMO™

Altruismo

Title: **House of the Givers**

Power: **The Power of Empowering Others**

Heritage: **Brazil**


Language: **Portuguese**

Symbolic Animal: **The Snake**

First Student Leader: **Tasleem Wilson**

First Staff Leader: **Kim Bearden**

Championships Won: **2007, 2008, 2009**



HOUSE HISTORY Altruismo traces its origins to the rainforests of the Amazon, where a group of powerful Brazilians were given the name because of the Portuguese meaning behind it: “the Givers.”

This special group is known for striking a balance between bold strength and altruistic giving — a team that knows that real power comes not from looking out for yourself but from empowering others. They care deeply about lifting others up, but they also maintain a fiercely competitive spirit and pride. Historically, the House has been known for its smart and driven students, and Altruismo has produced more valedictorians per class to this day. Its members have been very involved in every club, committee, or activity that a school offers. Therefore, Altruismo takes great pride in being a cultivator of real leadership and instills a strong spirit within new members to grow into and live up to this legacy.

Altruismo’s rival is Rêveur. When the first House Championship was held, Altruismo and Rêveur were neck and neck. In the end, Altruismo, led by the student House Leader Tasleem Wilson, defeated Rêveur by one point. This stinging defeat prompted Rêveur’s staff House Leader, Mr. Ron Clark, to jokingly call Altruismo a House of snakes! But Altruismo chose to take this and turn it into their own secret symbolic animal. That is why, even though the crest features a griffin, members of Altruismo can be heard making a hissing sound — Sss! — or seen holding their hands like a quivering snake. They turned the symbol of a snake into something that doesn’t represent evil, but instead represents a bold and fierce power that is ready to strike and do great things at any moment.

TRADITIONS One of Altruismo’s traditions is hosting a holiday potluck each year where *a//* of the students and parents of Altruismo bring food and celebrate. This communal meal shows their mission of being a House of giving.

Altruismo

Our House Crest

The most important visual representation of each House is its House Crest. This is a specially designed Coat of Arms filled with

symbols that speak to the values of the House. The crests should never be changed or altered. Preserving them builds House heritage!

Heart

The heart sits at the top of the crest because the heart is where kindness, generosity, and purity are born.

Diamond + Shield

The diamond on the shield, in the center of the crest, represents the importance of protecting others with unity and wisdom.

Giver

“Altruismo” is Portuguese for “altruism,” or “the givers” — and that is what we are known for being!



Griffin

With the head of an eagle and the courage of a lion, the griffin is one of the most powerful of all animals known for both strength and grace, fierceness and nurturing.

Black

The color black represents prestige and an elite quality, just like our kids. We are a House filled with talent, and we like to win.

Black is also the one color that contains all other colors — representing our goal of empowering all others.

Altruismo’s Hand Signal

House hand signals are used in meetings or gatherings, to rally around the House, encourage and support one another, or just for fun to show pride and spirit.

The House of Altruismo’s hand signal is **The Quivering Snake**. To make this, place one arm down, out in front of your chest, to form a base. The other arm bends at the elbow and raises to sit on top of the base. Curving the hand down, it becomes a quivering snake head!



THE QUIVERING SNAKE

Altruismo’s Original Cheer

We encourage your school’s chapter of each House to choose a song and create lyrics for their own cheer, but we also would love to have you follow along with RCA’s original cheers for each of our Houses!

Altruismo’s original cheer is sung to the instrumental version of “Independent” by Webbie featuring Lil Boosie and Lil Phat. We spell out our House name — A-L-T-R-U-I-S-M-O — over it, with the lyrics, “We got our own house!”


You can watch and listen to the original cheer at:
www.rcahousesystem.com/altruismo



Assets

All of the assets are available for download at
www.rcahousesystem.com/altruismo

- A — House Crest**, the primary logo (comes in full- or 1-color)
- B — House Name**, for signs and banners
- C — Team Altruismo**, for team shirts and apparel
- D — House Scroll**, alternate for signs and banners
- E — Banner Icon**, for social media badges or *really* small use!
- F — Secondary Logo**, for smaller or lower-detail print needs



Usage on Color Backgrounds

Always use the crest version labeled “for white/light” backgrounds when placing over light colors or textures.

Always use the crest labeled “for black/dark” backgrounds for dark colors and textures — it has a white outline around the crest.

When placing a Altruismo’s House crest on a solid black background, please continue to use the outlined version of the crest (labeled “for black/dark” backgrounds).



Never place the non-outlined version of the crest on a dark background. Never place a House crest on a solid background that is the color of another House (except for solid black).



AMISTAD™



Amistad

Title: **House of Friendship**

Power: **Kindness of Heart, Strength of a True Warrior**

Heritage: **Mexico**

Language: **Spanish**

Symbolic Animal: **The Immortal Peacock**

First Student Leader: **Raymond Warmsley**

First Staff Leader: **Rhonda Lokey**

Championships Won: **2016, 2017, 2018**

Global Champions: **2021**



HOUSE HISTORY Amistad is the House that originates from Mexico. A group of individuals that are quiet but powerful, they are known most for their kindness of heart. This is why, in the language of their ancestry, their name means “friendship.”

Incoming members are often a mix of extremes — our students can be extremely intelligent, creative, friendly, and competitive; Amistad is a very diverse group! The House takes great inspiration from its symbolic animal, the peacock, and the leaders always remind the members of this saying: “Once the peacock finds its feathers, it discovers who it really is.” The encouragement is for each student to find his or her own feathers and discover their brilliance. While students may enter timidly, they learn to become brave as they find their true selves.

In the early days of the House Championships, Altruismo, Isibindi, and

Rêveur had all won multiple championships, but Amistad had not won any. The leaders rallied the students together, and the House won three consecutive championships and became one of the most powerful Houses. This legend is now passed down to remind Amistad to always be a House of perseverance.

TRADITIONS As the House of Friendship, Amistad has a tradition of welcoming all of the students to school on the first day — with notes or tokens of appreciation left on lockers — regardless of another student’s House. Amistad has also adopted Valentine’s Day as its holiday celebration (perfect for the red House). Students bring cakes and cupcakes to share with the entire school. And a secret tradition of the House is for each student leader to write his/her own words of wisdom in a notebook by the end of the year to pass on to the next leader. This special notebook is for House leaders’ eyes only.

Amistad

Our House Crest

Crossed Arms (The Keys)

The crossed arms symbolize the keys to unlock the gateway to friendship.

The Castle

Anchoring the center of the shield, the castle represents our foundation of power and protection through comradery.

Friendship

The name “Amistad” is Spanish for “friendship.” We are the House of Friendship!

The most important visual representation of each House is its House Crest. This is a specially designed Coat of Arms filled with

symbols that speak to the values of the House. The crests should never be changed or altered. Preserving them builds House heritage!



The Peacock

The peacock is our symbolic animal — a creature representing the heart’s desire to love and protect a friend. The peacock has a preserving spirit that never quits and never dies, just like us!

The Knight

The Knight is the symbol of the protector. While the peacock sits quietly on top, the knight shows that a fierceness lies within.

Red

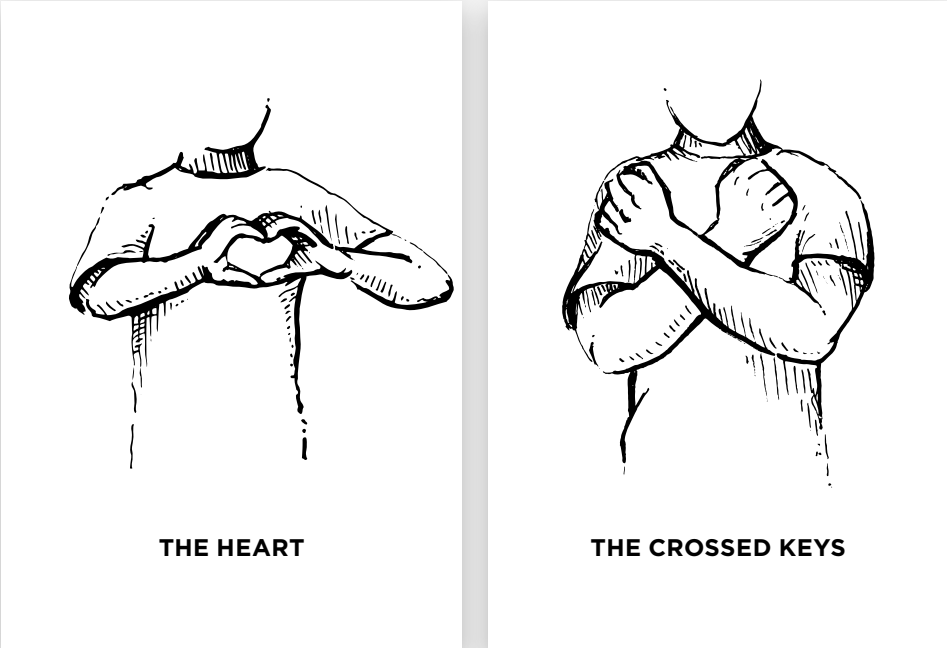
Amistad is the red house, because red is the color that embodies the kindness of heart.

Amistad’s Hand Signals

House hand signals are used in meetings or gatherings, to rally around the House, encourage and support one another, or just for fun to show pride and spirit.

The House of Amistad has two hand signals. The first is **The Heart**. To make this, we cup our hands together, joining the fingertips at the top and the thumbs at the bottom — to create a heart shape.

The second is **The Crossed Keys**. To make this, we make a fist with each hand, and cross our arms to make an “X” over the chest — left arm over the right — which symbolizes the crossed keys of friendship from our crest. This sign is also the American Sign Language signal meaning protection.



Amistad’s Original Cheer

We encourage your school’s chapter of each House to choose a song and create lyrics for their own cheer, but we also would love to have you follow along with RCA’s original cheers for each of our Houses!

Amistad’s original cheer is sung to the instrumental version of “Power” by Kanye West. We sing out our name over the music.


You can watch and listen to the original cheer at:
www.rcahousesystem.com/amistad



Assets

All of the assets are available for download at www.rcahousesystem.com/amistad

- A — **House Crest**, the primary logo (comes in full- or 2-color)
- B — **House Name**, for signs and banners
- C — **Team Amistad**, for team shirts and apparel
- D — **House Scroll**, alternate for signs and banners
- E — **Banner Icon**, for social media badges or *really* small use!
- F — **Secondary Logo**, for smaller or lower-detail print needs



Usage on Color Backgrounds


Always use the crest version labeled “for white/light” backgrounds when placing over light colors or textures.

Always use the crest labeled “for black/dark” backgrounds for dark colors and textures — it has a white outline around the crest.

When placing a House crest on a solid background of its own color, please use the non-outlined version of the crest (labeled “for white/light” backgrounds).



Never place the non-outlined version of the crest on a dark background. Never place a House crest on a solid background that is the color of another House (except for solid black).



Title: **House of Courage**

Power: **The Strength and Courage of a Lion**

Heritage: **South Africa**

Language: **Zulu**


Symbolic Animal: **The Mute Swan and the Lion**

First Student Leader: **Chichi Ugwuh**

First Staff Leader: **Stanley Adkins**

Championships Won: **2011, 2013**

Global Champions: **2020**



HOUSE HISTORY Isibindi is a tight-knit group of individuals, like a pride of African lions, where family means everything. The House’s symbolic animals, the mute swan and the lion, serve to empower incoming members. While new students might be quiet or shy at first, the longer that they are in the House, the more they begin to display the characteristics of strength and bravery. In Zulu, Isibindi means “courage.”

The dichotomy of sharing symbolic animals between the gentle and beautiful swan and the proud and courageous lion is what makes Isibindi so unique. It is a House that inherits the legend and influence of both Shaka Zulu as well as Nelson Mandela. It is a House that knows when to be strategic and creative, or when to pull back and be reserved, but also when to go full force with power and strength. This is why Isibindi welcomes creative and quiet kids and turns them into leaders over time. They learn that, like the mute

swan, their quiet creativity can be harnessed to speak volumes in its own way.

TRADITIONS Amistad and Isibindi are friendly rivals, and each year around the holidays, the red House and the green House partner together to throw a holiday celebration.

Isibindi holds a tradition of hosting a House welcome breakfast for incoming members called the “Bindi Breakfast.” The first year, they served green eggs and ham — perfect for the green House! Over the years, Isibindi has had anything from green pancakes to green grits.

Isibindi celebrates St. Patrick’s Day — of course! — with the whole school. With green decorations and treats, this is a way the House gives to all the others while also decking out the halls in their colors.

Isibindi

Our House Crest

The most important visual representation of each House is its House Crest. This is a specially designed Coat of Arms filled with

symbols that speak to the values of the House. The crests should never be changed or altered. Preserving them builds House heritage!

The Mute Swan


At the top of our crest is the Mute Swan, its beauty speaking volumes and its discernment a reflection of the storied tradition of Zulu leadership — astute, compelling and unwavering.

The Ebony Tree

The African ebony tree pays homage to the awe-inspiring beauty of the continent of our heritage.

Courage

“Isibindi” means “courage” in the language of Zulu.



The Zulu Axe

The ancient Zulu axe, hewn in the time of Shaka Zulu, pairs shrewd thought with the power to stand firm in the name of protecting land, people, and spirit.

The Lion

At the center of the crest is the lion. Living in a pride, dedicated to family, he is revered throughout the world for his enviable strength and courage.

Green

The color green reminds us of the rich and abundant resources of Africa.

Isibindi’s Hand Signal

The House hand signal is used in meetings or gatherings, to rally around the House, encourage and support one another, or just for fun to show pride and spirit.

Isibindi’s hand signal was created by the first student House Leader, Chichi Ugwuh. She had a vision for the house to be one of vision and bravery, but also love and friendships. So the hand signal is to use the American Sign Language (ASL) sign for “I Love You.” Fold your middle and ring finger down to the palm, extend your thumb, index, and pinky fingers, and hold it up. When we give the sign, we say “Who you with?” and expect a response, “Isibindi!” This shows others that no matter what, Isibindi loves you and is with you on your side.



Isibindi’s Original Cheer

We encourage your school’s chapter of each House to choose a song and create lyrics for their own cheer, but we also would love to have you follow along with RCA’s original cheers for each of our Houses!

Isibindi’s chant is set to the instrumental version of “Ask Around” by Kate Camp, and we spell out our name over the music.


You can watch and listen to the original cheer at:
www.rcahousesystem.com/isibindi



Assets

All of the assets are available for download at www.rcahousesystem.com/isibindi

- A — **House Crest**, the primary logo (comes in full- or 2-color)
- B — **House Name**, for signs and banners
- C — **Team Isibindi**, for team shirts and apparel
- D — **House Scroll**, alternate for signs and banners
- E — **Banner Icon**, for social media badges or *really* small use!
- F — **Secondary Logo**, for smaller or lower-detail print needs



Isibindi Green
RGB: R28 G178 B76
CMYK: C78 M0 Y99 K0
PANTONE: 7481 C
HEX: #1CB24C



Usage on Color Backgrounds


Always use the crest version labeled “for white/light” backgrounds when placing over light colors or textures.

Always use the crest labeled “for black/dark” backgrounds for dark colors and textures — it has a white outline around the crest.

When placing a House crest on a solid background of its own color, please use the non-outlined version of the crest (labeled “for white/light” backgrounds).



Never place the non-outlined version of the crest on a dark background. Never place a House crest on a solid background that is the color of another House (except for solid black).



Rêveur™

Title: House of the Dreamers			Power: Confident, Passionate, Dreamers
Heritage: France	Language: French	Symbolic Animal: The Wolf	
First Student Leader: Zharia White	First Staff Leader: Ron Clark	Championships Won: 2012, 2014, 2015, 2019, 2020	



HOUSE HISTORY Rêveur is a royal House whose name in French means “dreamers” or “idealists” — because the members who fill this group are students filled with freedom and wild abandon who recognize their dreams and will let nothing stand in the way of achieving them. This can be seen in the unicorn, which is on the center of the House’s crest, a powerful creature who is almost impossible to tame. Similarly, the House of Rêveur is a House of passion.

Rêveur is the natural rival of Altruismo, because in the early days of the House Championships, Altruismo beat Rêveur by a single point, and they held a winning streak over them for three years. In 2011-2012 school year, the wheel did not sort very many students into Rêveur, and so it became the smallest of the four Houses. But the staff House Leader, Ron Clark, rallied the students together and told them: “This year, because our House is smaller, we each have to *be* bigger. We each

have to multiply ourselves this year!” And that was the year that Rêveur, despite being the smallest House, went on to win its first championship. This legend is now passed down to remind students that the size of the House is not as important as the size of the hearts and efforts of its members.

Because of this back-and-forth rivalry between Altruismo and Rêveur, sometimes Rêveur can be found playfully crashing Altruismo’s holiday party!

TRADITIONS Rêveur has a tradition of having a secret handshake that is passed down year after year, and no members from other Houses should ever know it. For your school or district’s first chapter of Rêveur, staff leaders should help students to come up with a special handshake, knowing that it will be passed down from there on in the House!

Rêveur

Our House Crest

The Knight

The open-visored helmet facing forward is typically reserved for the highest ranks of nobility. The knight is facing forward to symbolize having dreams and letting nothing stand in your way!

The Unicorn

A symbol of freedom, healing and beauty, the unicorn’s powers are both magical and mystical. Known for its freedom and wild abandon, the unicorn is extremely difficult to tame.

Dreamer

Our name, “rêveur,” comes from the French for “dreamer or idealist.”



The most important visual representation of each House is its House Crest. This is a specially designed Coat of Arms filled with

symbols that speak to the values of the House. The crests should never be changed or altered. Preserving them builds House heritage!

Crescent Moon

The crescent moon symbolizes new beginnings and the making of dreams into reality.

The moon also represents our symbolic animal, the wolf — because when the moon comes out, the wolves come out!

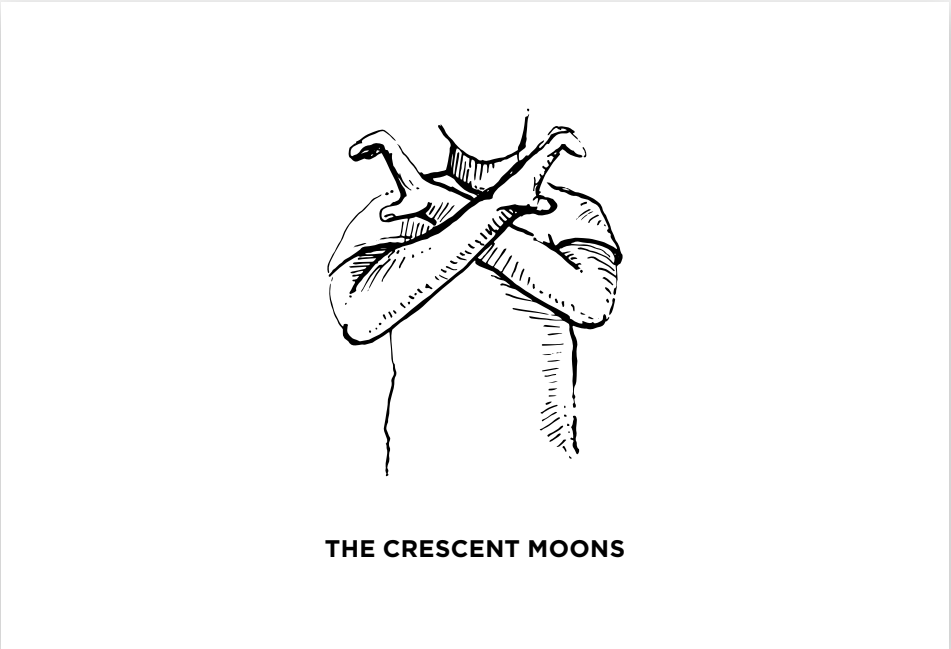
Blue

The color blue instills confidence and passion while releasing all fears and anxiety.

Rêveur’s Hand Signal

House hand signals are used in meetings or gatherings, to rally around the House, encourage and support one another, or just for fun to show pride and spirit.

Rêveur’s hand signal is **The Crescent Moons**. To make this, we cup our hands into a “C” shape, hold them up, and cross our arms over our chests with the moons up. In a rally with other members of the house, we pump our arms three times with the signal — chanting “hup — hup — hup!” — and on the third time, everyone howls. Because when the moon comes out, the wolves come out!



Rêveur’s Original Cheer

We encourage your school’s chapter of each House to choose a song and create lyrics for their own cheer, but we also would love to have you follow along with RCA’s original cheers for each of our Houses!

Rêveur chant is set to the instrumental version of “It’s Going Down” by Young Jok — we even have a little dance that goes along with it!



You can watch and listen to the original cheer at:
www.rcahousesystem.com/reveur



Assets

All of the assets are available for download at
www.rcahousesystem.com/reveur

- A — House Crest**, the primary logo (comes in full- or 2-color)
- B — House Name**, for signs and banners
- C — Team Rêveur**, for team shirts and apparel
- D — House Scroll**, alternate for signs and banners
- E — Banner Icon**, for social media badges or *really* small use!
- F — Secondary Logo**, for smaller or lower-detail print needs



The Spelling of “Rêveur”

The circumflex over the letter “e” is essential to the correct spelling of “Rêveur”! Never use the name without this accent mark. To type this accent mark:
On a Mac, press **Opt + i** then type an **e**.
On a PC, press **Ctrl + ^** then type an **e**.

Usage on Color Backgrounds


Always use the crest version labeled “for white/light” backgrounds when placing over light colors or textures.
Always use the crest labeled “for black/dark” backgrounds for dark colors and textures — it has a white outline around the crest.

When placing a House crest on a solid background of its own color, please use the non-outlined version of the crest (labeled “for white/light” backgrounds).

Never place the non-outlined version of the crest on a dark background. Never place a House crest on a solid background that is the color of another House (except black).

Rêveur

Reveur
Rëveur
Réveur



The New Houses

For larger schools that require more Houses for their students, the Ron Clark Academy House System now features four *new* Houses that can be added on to the original four for a wider range of opportunities and possibilities.

Just like the original four, each new House has unique properties such as its own color, symbols, nation of heritage, history, and more. Over time, each House also starts to take on its own values and personality driven by the culture of the students and staff within it.

These Houses will require extra options to be added to your Wheel. While we at the Ron Clark Academy use the original four Houses, this gives our partner schools the ability to get creative with the design of their new sorting device!

Please do not add any of the additional Houses to your House system without first incorporating the original four. For example, a school should not use Amistad, Isibindi, Protos and Nukumori. Instead, they should fill the four original Houses first, and then add from any of these additional Houses after.

Partner Schools

Schools that use RCA Houses (Altruismo, Amistad, Isibindi, Rêveur, Nukmori, Onraka, Protos, Sollevare and/or Amistades) can be partner schools. In order to be a Partner School, each school must register their House System, sign the Partner Pledge, and must use a minimum of one RCA house. Online registration is non-transferable. Go to **www.rcahousesystem.com** to register your school and download all the images and resources.

The New Houses of the RCA House System

Nukumori
House of Kindness
Color: Purple
Country: Japan

Onraka
House of Unity
Color: Orange
Country: India

Protos
House of Success
Color: Turquoise
Country: Greece

Sollevare
House of Uplifting
Color: Gold
Country: Italy





NUKUMORI™



Nukumori

Title:

House of Kindness

Power:

Kind, Fierce, Renewal

Heritage:

Japan

Language:

Japanese

Symbolic Animal:

Dragon



HOUSE HISTORY Nukumori is the House that originates from Japan. A group of individuals that understand that kindness is the true strength that will build their character, the members of the House of Nukumori are known for the friendship that they extend to everyone around them. They treat others with respect, and in doing so they earn the respect of all others.

Incoming members have a heart of kindness — even if they do not even see it within themselves in the beginning! That is because they learn that the great level of kindness that they must extend to all others grows over time to become a more full and beautiful character trait. This is why they take great inspiration from the symbol of the cherry blossom: it reminds the members of the House that kindness must be grown and cared for like a delicate flower, until it blossoms into the most beautiful flower in the entire garden.

But kindness does not necessarily mean meekness or timidity. Kindness means stepping in and defending others, taking care of them and seeking what is best for others as well as ourselves. This is why the dragon is Nukumori’s symbolic animal. Filled with ancient power and wisdom, it is fierce when the time calls.

Nukumori

Our House Crest

The Samurai

We are kind, but strong,
and know when to strike!

The Dragon

Represents balance and
freedom, as well as ancient
power and wisdom. It has a
fierceness that can be
unleashed when necessary!

The Cherry Blossom

Known as “sakura” in Japan,
the flowers represent renewal
and remind us that kindness
toward others is our tool to
renew and succeed.

The most important visual representation
of each House is its House Crest. This is a
specially designed Coat of Arms filled with

symbols that speak to the values of the House.
The crests should never be changed or altered.
Preserving them builds House heritage!



The Sun

The sun over the horizon is a
symbol of the nature of our
kindness: it is perpetual and
continual.

Purple

Associated with benevolent
royalty, purple is our House color
because it reminds us that we are
kings and queens!

Nukumori’s Hand Signal

House hand signals are used in meetings or gatherings, to rally around the House, encourage and support one another, or just for fun to show pride and spirit.

Nukumori’s hand signal is **The Peace Sign**. To make this, we hold out our hands with our index and middle fingers up and the others clenched tight downward in a fist. This signal shows others that we exist for peace and kindness with all houses.



Nukumori’s Original Cheer

We encourage your school’s chapter of each House to choose a song and create lyrics for their own cheer, but we also would love to have you follow along with RCA’s original cheers for each of our Houses!

Nukumori’s chant is set to the instrumental version of <song title> by <musical artist> – we even have a little dance that goes along with it!



You can watch and listen to the original cheer at:
www.rcahousesystem.com/nukumori



Assets

All of the assets are available for download at www.rcahousesystem.com/nukumori

- A — House Crest**, the primary logo (comes in full- or 2-color)
- B — House Name**, for signs and banners
- C — Team Nukumori**, for team shirts and apparel
- D — House Scroll**, alternate for signs and banners
- E — Banner Icon**, for social media badges or *really* small use!
- F — Secondary Logo**, for smaller or lower-detail print needs



Usage on Color Backgrounds

Always use the crest version labeled “for white/light” backgrounds when placing over light colors or textures.

Always use the crest labeled “for black/dark” backgrounds for dark colors and textures — it has a white outline around the crest.

When placing a House crest on a solid background of its own color, please use the non-outlined version of the crest (labeled “for white/light” backgrounds).



Never place the non-outlined version of the crest on a dark background. Never place a House crest on a solid background that is the color of another House (except for solid black).





Title:

House of Unity

Power:

Togetherness, Willpower, Peace

Heritage:


India

Language:

Tamil

Symbolic Animal:

Bengal Tiger and Emerald Dove



HOUSE HISTORY Onraka traces its origins to the land beyond the Himalayan mountains, where a group of powerful Indians were given the name because of the Tamil meaning behind it: the House of Unity.

This group of very special individuals is known for the way that they stick together through any and all challenges. They always behave as a team — like a family — that knows that any obstacle in front of them will not be able to hold them back if they deal with it together. If they all work together to lift each other up, then the whole team will be able to rise to new heights as one.

The House does not believe, however, that being unified means being the same as everyone around them. Instead, the history of the land of their heritage, India, reminds them that unity in diversity is the true strength of the House. Each member is unique and different, and these

differences are appreciated and even celebrated. They choose unity over everything, even with differences put aside.

The bengal tiger is the symbolic animal of the house, which is a quiet and consistent strength. It exercises great restraint in using its power until the time is right. Much like the tiger, Onraka earns its stripes by showing self-control in everything they do. This is balanced by the emerald dove, who reminds them that peace is a great strength as well.

Onraka

Our House Crest

The Top

The ancient chain mail helmet, called a “top,” is worn by brave Indian warriors.

The Bengal Tiger

Symbolizing willpower and personal strength, the bengal tiger is the spirit of our fierceness.

The Emerald Dove

Native to the land of our heritage, India, the emerald dove symbolizes a pure spirit and deep peace.

The most important visual representation of each House is its House Crest. This is a specially designed Coat of Arms filled with

symbols that speak to the values of the House. The crests should never be changed or altered. Preserving them builds House heritage!



The Scales

The scales which weigh our actions and values represents perfect balance and unity.

Orange

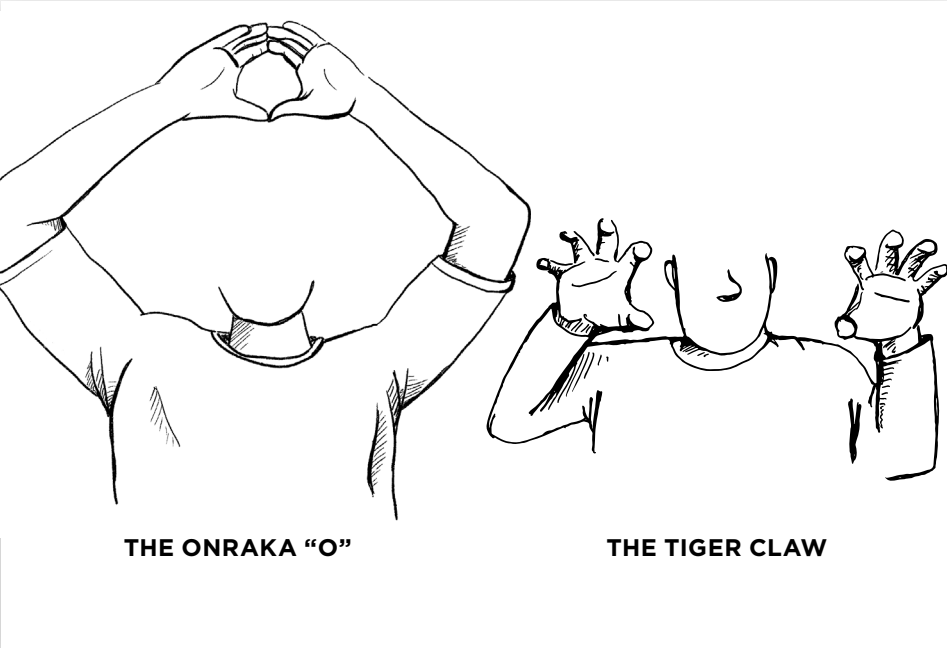
Our House color, Orange, represents enthusiasm, energy, and happiness.

Onraka’s Hand Signal

House hand signals are used in meetings or gatherings, to rally around the House, encourage and support one another, or just for fun to show pride and spirit.

Onraka has two hand signals. The first is **The Onraka “O”**. To make this, the forefinger and thumb of each hand are pressed together to form an “O” shape, and held high above our heads, making a larger “O” shape with our arms as well. Joining our hands and arms together to form the Onraka “O” is a reminder of how we join together in unity to rise above!

The second is **The Tiger Claw**. We raise up both hands, curling the fingertips in slightly, like a pouncing tiger!



Onraka’s Original Cheer

We encourage your school’s chapter of each House to choose a song and create lyrics for their own cheer, but we also would love to have you follow along with RCA’s original cheers for each of our Houses!

Onraka’s chant is set to the instrumental version of <song title> by <musical artist> — we even have a little dance that goes along with it!


You can watch and listen to the original cheer at:
www.rcahousesystem.com/onraka



Assets

All of the assets are available for download at
www.rcahousesystem.com/onraka

- A — House Crest**, the primary logo (comes in full- or 2-color)
- B — House Name**, for signs and banners
- C — Team Onraka**, for team shirts and apparel
- D — House Scroll**, alternate for signs and banners
- E — Banner Icon**, for social media badges or *really* small use!
- F — Secondary Logo**, for smaller or lower-detail print needs




Usage on Color Backgrounds

Always use the crest version labeled “for white/light” backgrounds when placing over light colors or textures.

Always use the crest labeled “for black/dark” backgrounds for dark colors and textures — it has a white outline around the crest.

When placing a House crest on a solid background of its own color, please use the non-outlined version of the crest (labeled “for white/light” backgrounds).



Never place the non-outlined version of the crest on a dark background. Never place a House crest on a solid background that is the color of another House (except for solid black).



PROTOS™

Title:

House of Success

Power:

Wisdom, Patience, Quiet Strength

Heritage:

Greece

Language:

Greek

Symbolic Animal:

The Bear



HOUSE HISTORY Protos is an ancient House of wisdom whose name reflects the Greek root word meaning “first” — the House whose destiny is defined by striving for excellence.

Protos knows that wisdom and knowledge will be the strength that will guide them towards academic success. They pursue wisdom in everything that they do. This is why the scroll is on top of a shield in the center of the House crest: wisdom coupled with patience is a catalyst through which those who have mastered it have attained scholarship.

The ancient Greek laurel represents peace and patience. It reminds the members of the House that they must seek to become the types of scholars who earned a crown through a peaceful greatness.

The Corinthian soldier, whose helmet is at the top of the crest, was an ancient warrior who was both a citizen and a soldier. The House of Protos knows that they defend their House best by being the most upstanding citizens of their school and community overall.

Protos

Our House Crest

The most important visual representation of each House is its House Crest. This is a specially designed Coat of Arms filled with

symbols that speak to the values of the House. The crests should never be changed or altered. Preserving them builds House heritage!

The Corinthian Helmet

Ancient Corinthians were both citizens and soldiers, always ready to protect their own House and society.

The Bear

An ancient symbol of family, as the powerful protector of family. This sleeping giant hibernates to recharge but then becomes one of the most powerful creatures of all!



The Scroll on the Shield

Represents that knowledge is something both to be fiercely defended, as well as something that will defend us.

The Laurel

The leaves in ancient Greece represent success (a crown) but also represent peace – that we must work to achieve greatness, but always do so through peace and patience.

Turquoise

Calm energy and serenity, patience, and loyalty.

Protos’s Hand Signal

House hand signals are used in meetings or gatherings, to rally around the House, encourage and support one another, or just for fun to show pride and spirit.

Onraka’s hand signal is **The Bear Claw**. To make this, we curl in both the fingers on both hands, and turn both hands inward toward our shoulders while crossing both arms over our chest. This sign is also the American Sign Language signal meaning bear.



THE BEAR CLAW

Protos’s Original Cheer

We encourage your school’s chapter of each House to choose a song and create lyrics for their own cheer, but we also would love to have you follow along with RCA’s original cheers for each of our Houses!

Protos’s chant is set to the instrumental version of <song title> by <musical artist> — we even have a little dance that goes along with it!




You can watch and listen to the original cheer at:
www.rcahousesystem.com/protos




Assets

All of the assets are available for download at
www.rcahousesystem.com/protos

- A — House Crest**, the primary logo (comes in full- or 2-color)
- B — House Name**, for signs and banners
- C — Team Protos**, for team shirts and apparel
- D — House Scroll**, alternate for signs and banners
- E — Banner Icon**, for social media badges or *really* small use!
- F — Secondary Logo**, for smaller or lower-detail print needs



Protos Turquoise
RGB: R0 G174 B169
CMYK: C77 M7 Y39 K0
PANTONE: 326 C
HEX: #00AEA9



Usage on Color Backgrounds

Always use the crest version labeled “for white/light” backgrounds when placing over light colors or textures.

Always use the crest labeled “for black/dark” backgrounds for dark colors and textures — it has a white outline around the crest.

When placing a House crest on a solid background of its own color, please use the non-outlined version of the crest (labeled “for white/light” backgrounds).



Never place the non-outlined version of the crest on a dark background. Never place a House crest on a solid background that is the color of another House (except for solid black).



SOLLEVARE™

Title:

House of Uplifting

Power:

Uplifting Others, Undefeatable, Creativity

Heritage:

Italy

Language:

Latin

Symbolic Animal:

The Phoenix

HOUSE HISTORY Sollevare is the House that originates from Italy. It was formed by a group who understood that the true strength of being undefeated warriors lies in always getting back up, no matter how many times they may be knocked down. The members of the House of Sollevare are known for their uplifting nature — always rising above, and helping others do the same. This is where their name comes from in Latin, meaning to “lift” up.

New members have a spark of creativity — even if it is only a dim spark in the beginning, they will grow to have a great fire of creativity as they continue on! This is because it takes great creativity to see the ability to rise above in any circumstance; being able to lift others up means seeing past the current problem, and thinking ahead about the next step. All of these things together are why the House of Sollevare takes inspiration from the Phoenix as their symbolic animal. The Phoenix is a powerful

creature who is able to rise up from the fire and ashes, reborn into an even greater being because it has learned from its mistakes or sacrifices. Full of ancient power and wisdom, the Phoenix reminds the members of the House not only that it is their duty to rise up from the ashes, but also their duty to help others do the same. Because when we uplift everyone around us, we uplift and create a better world for us all.

Sollevare

Our House Crest

The Roman Galea

(A.K.A. “the Spartan helmet”)

A fierce warrior, reminding us that our House is something to be fought for and protected.

The Rose

The most delicate and beautiful of all of the flowers — but don’t underestimate it! It also is lined with thorns in order to protect itself and its beauty when necessary.



The most important visual representation of each House is its House Crest. This is a specially designed Coat of Arms filled with

symbols that speak to the values of the House. The crests should never be changed or altered. Preserving them builds House heritage!

The Phoenix

The phoenix is a great and powerful animal that is reborn from fire. It reminds us of the meaning of our name, “the House of Uplifting”: not only do we uplift others, but we uplift ourselves—even if we are knocked down, we always get back up. This is why we will be undefeated!

Gold

The brightest color, representing creativity.

Sollevare's Hand Signal

House hand signals are used in meetings or gatherings, to rally around the House, encourage and support one another, or just for fun to show pride and spirit.

Onraka's hand signal is **The Phoenix**. To make this, we fan out all of our fingers on both hands, then overlap our hands and interlace our thumbs at the bottom so that the fingers along the top spread out like feathery wings. This symbol reminds other members of the House that we will rise up no matter what!



Sollevare's Original Cheer

We encourage your school's chapter of each House to choose a song and create lyrics for their own cheer, but we also would love to have you follow along with RCA's original cheers for each of our Houses!

Sollevare's chant is set to the instrumental version of <song title> by <musical artist> — we even have a little dance that goes along with it!

You can watch and listen to the original cheer at:
www.rcahousesystem.com/sollevare



Assets

All of the assets are available for download at www.rcahousesystem.com/sollevare

- A — House Crest**, the primary logo (comes in full- or 2-color)
- B — House Name**, for signs and banners
- C — Team Sollevare**, for team shirts and apparel
- D — House Scroll**, alternate for signs and banners
- E — Banner Icon**, for social media badges or *really* small use!
- F — Secondary Logo**, for smaller or lower-detail print needs



A



D



E



F



Sollevare Gold
RGB: R255 G196 B62
CMYK: C77 M7 Y39 K0
PANTONE: 123 C
HEX: #FFC43E

Usage on Color Backgrounds

Always use the crest version labeled “for white/light” backgrounds when placing over light colors or textures.

Always use the crest labeled “for black/dark” backgrounds for dark colors and textures — it has a white outline around the crest.

When placing a House crest on a solid background of its own color, please use the non-outlined version of the crest (labeled “for white/light” backgrounds).



Never place the non-outlined version of the crest on a dark background. Never place a House crest on a solid background that is the color of another House (except for solid black).



Alternate Houses

The Ron Clark Academy House System uses the four original Houses — Altruismo, Amistad, Isibindi, and Rêveur. However, we recognize that some schools or districts may wish to use an alternate name for the House of Amistad, and want to be inclusive of that need.

We have created an alternate House that can be used in its place, the House of Amistades, which literally translates “friendships” in Spanish. All of the other cheers, traditions, and hand signals are the same, but the crest and all of the other House assets are updated to reflect the change of the name.

If your school or district wants to use this alternate House name, you can use the following chapter instead, and download all of the alternate House assets at www.rcahousesystem.com/amistades.



AMISTADES™



Amistades

Title: **House of Friendships**

Power: **Kindness of Heart, Strength of a True Warrior**

Heritage: **Mexico**

Language: **Spanish**

Symbolic Animal: **The Immortal Peacock**

First Student Leader: **Raymond Warmsley**

First Staff Leader: **Rhonda Lokey**

Championships Won: **2016, 2017, 2018**

Global Champions: **2021**



HOUSE HISTORY Amistades is the House that originates from Mexico. A group of individuals that are quiet but powerful, they are known most for their kindness of heart. This is why, in the language of their ancestry, their name means “friendships.”

Incoming members are often a mix of extremes — our students can be extremely intelligent, creative, friendly, and competitive; Amistades is a very diverse group! The House takes great inspiration from its symbolic animal, the peacock, and the leaders always remind the members of this saying: “Once the peacock finds its feathers, it discovers who it really is.” The encouragement is for each student to find his or her own feathers and discover their brilliance. While students may enter timidly, they learn to become brave as they find their true selves.

In the early days of the House Championships, Altruismo, Isibindi, and

Rêveur had all won multiple championships, but Amistades had not won any. The leaders rallied the students together, and the House won three consecutive championships and became one of the most powerful Houses. This legend is now passed down to remind Amistades to always be a House of perseverance.

TRADITIONS As the House of Friendships, Amistades has a tradition of welcoming all of the students to school on the first day — with notes or tokens of appreciation left on lockers — regardless of another student’s House. Amistades has also adopted Valentine’s Day as its holiday celebration (perfect for the red House). Students bring cakes and cupcakes to share with the entire school. And a secret tradition of the House is for each student leader to write his/her own words of wisdom in a notebook by the end of the year to pass on to the next leader. This special notebook is for House leaders’ eyes only.

Amistades

Our House Crest

Crossed Arms (The Keys)

The crossed arms symbolize the keys to unlock the gateway to friendship.

The Castle

Anchoring the center of the shield, the castle represents our foundation of power and protection through comradery.

Friendships

The name “Amistades” is Spanish for “friendships.” We are the House of Friendships!

The most important visual representation of each House is its House Crest. This is a specially designed Coat of Arms filled with

symbols that speak to the values of the House. The crests should never be changed or altered. Preserving them builds House heritage!



The Peacock

The peacock is our symbolic animal — a creature representing the heart’s desire to love and protect a friend. The peacock has a preserving spirit that never quits and never dies, just like us!

The Knight

The Knight is the symbol of the protector. While the peacock sits quietly on top, the knight shows that a fierceness lies within.

Red



Amistades is the red house, because red is the color that embodies the kindness of heart.

Amistades’ Hand Signals

House hand signals are used in meetings or gatherings, to rally around the House, encourage and support one another, or just for fun to show pride and spirit.

The House of Amistades has two hand signals. The first is **The Heart**. To make this, we cup our hands together, joining the fingertips at the top and the thumbs at the bottom.

The second is **The Crossed Keys**. To make this, we make a fist with each hand, and cross our arms to make an “X” over the chest — left arm over the right — which symbolizes the crossed keys of friendships from our crest. This sign is also the American Sign Language signal meaning protection.



Amistades’ Original Cheer

We encourage your school’s chapter of each House to choose a song and create lyrics for their own cheer, but we also would love to have you follow along with RCA’s original cheers for each of our Houses!

Amistades’ original cheer is sung to the instrumental version of “Power” by Kanye West. We sing out our name over the music.


You can watch and listen to the original cheer at:
www.rcahousesystem.com/amistades



Assets

All of the assets are available for download at www.rcahousesystem.com/amistades

- A — **House Crest**, the primary logo (comes in full- or 2-color)
- B — **House Name**, for signs and banners
- C — **Team Amistades**, for team shirts and apparel
- D — **House Scroll**, alternate for signs and banners
- E — **Banner Icon**, for social media badges or *really* small use!
- F — **Secondary Logo**, for smaller or lower-detail print needs




Amistades Red
RGB: R203 G32 B39
CMYK: C13 M100 Y98 K4
PANTONE: 711 C
HEX: #CB2027

Usage on Color Backgrounds


Always use the crest version labeled “for white/light” backgrounds when placing over light colors or textures.

Always use the crest labeled “for black/dark” backgrounds for dark colors and textures — it has a white outline around the crest.

When placing a House crest on a solid background of its own color, please use the non-outlined version of the crest (labeled “for white/light” backgrounds).



Never place the non-outlined version of the crest on a dark background. Never place a House crest on a solid background that is the color of another House (except for solid black).



House Usage Guidelines (All Houses)

Usage

The RCA House System marks include the House names and crests, and any word, phrase, image, or other designation that identifies the source or origin of any of the RCA House System products. Please don’t modify the marks or use them in a confusing way, including suggesting sponsorship or endorsement by the Ron Clark Academy of your school or institution. It is, however, appropriate to say, “We are using the RCA House System that was inspired by the Ron Clark Academy.”

All materials about the RCA House System are copyrighted and only intended for your internal school use. Information on the RCA House System cannot be presented at workshops or conferences without written permission. RCA is a nonprofit, and individuals are not to use the information here for personal monetary gains.

You May Not


- Use any logos or similar imagery to represent the Ron Clark Academy Houses other than the examples we have provided in the downloads sections of the website.
- Overprint or obstruct any part of the RCA House names, crests, logos, or other marks.
- Add special effects to any of our logos.
- Use old versions or any other marks or logos to represent the RCA Houses other than the ones provided.
- Re-distribute or otherwise make available any of our House logos through your own channels. Please always download them from the website directly!

Trademark

The House names and assets are trademarked – please do not change them, alter them, or remove the trademark symbol from any of the marks.


Logo Misuse

The following are examples of inappropriate abuse to our visual assets. Please help us keep strength in equity in all of our House crests and designs by adhering to these rules!




***Do not** use our visuals but change the House names.*

***Do not** use House names, but change the design of our visuals.*



***Do not** use our House names, but swap colors from other Houses.*

***Do not** use our House names, but swap, delete, or add symbols.*

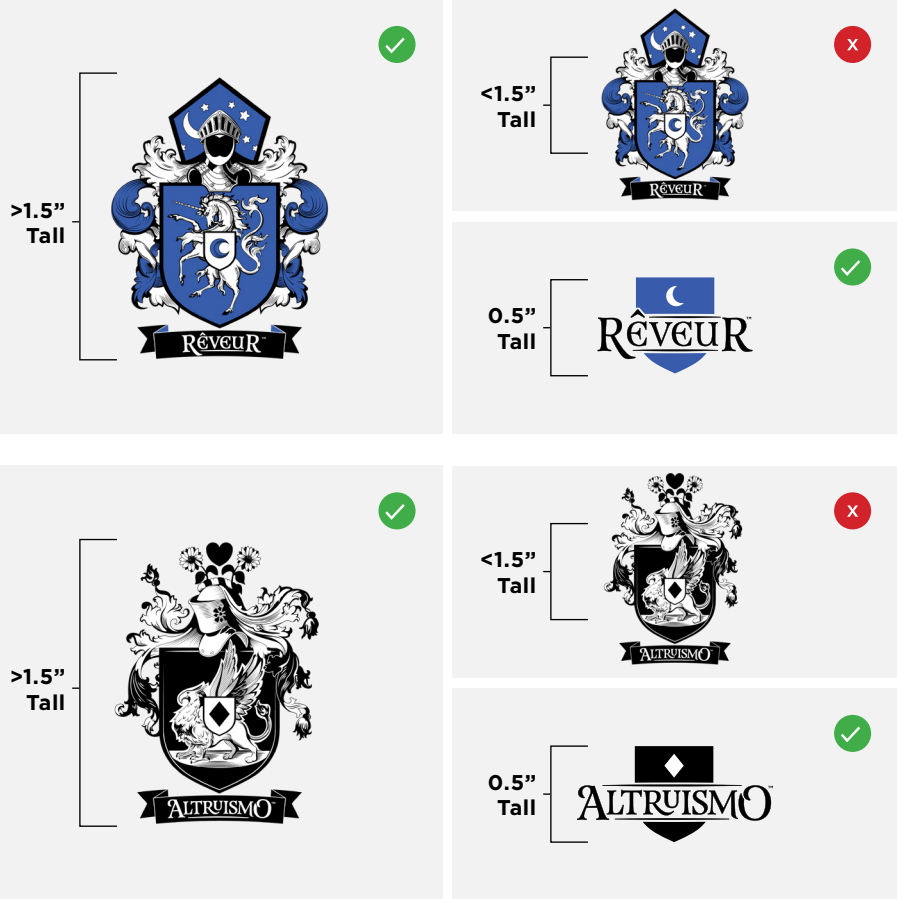


***Do not** use alter the proportions or design of elements in a crest.*

***Do not** apply faux-3D effects or drop shadows to any of our marks.*

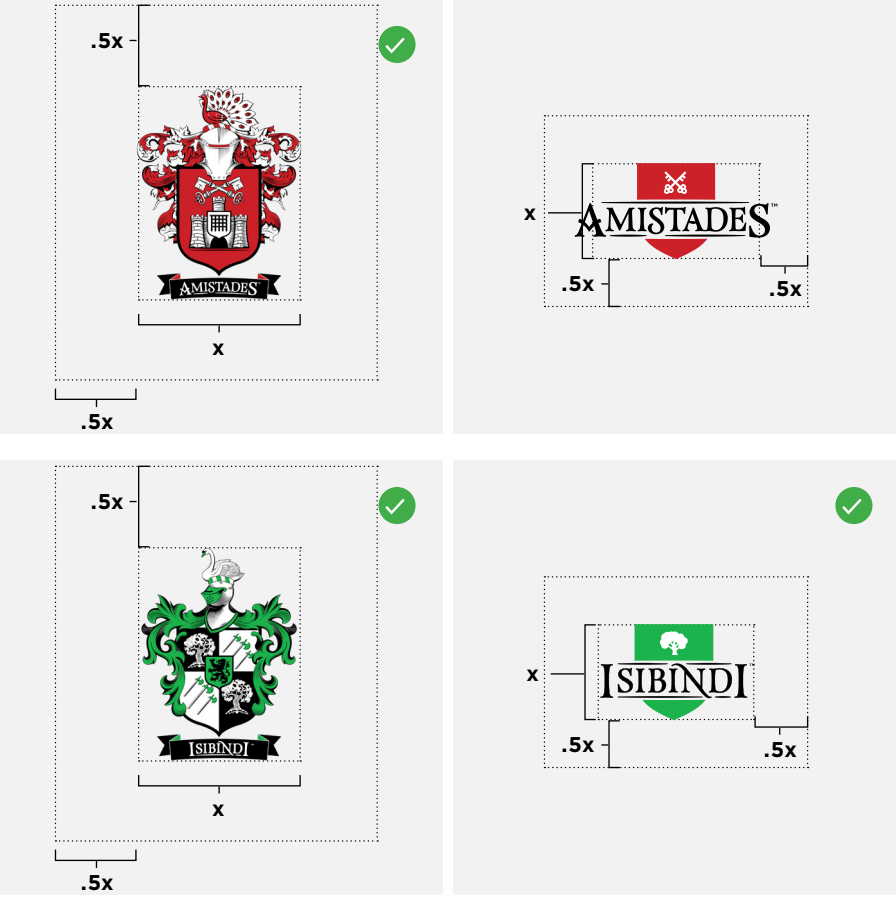
Minimum Sizing

Please use the crest when possible. It is the primary logo for each House. If the crest will be placed at less than 1.5” tall, use the secondary logo. The secondary logo must be placed at equal to or greater than 0.5” tall. This applies to all Houses marks.




Clear Space

The crest should always have an extra amount of clear space around it, equal to one-half of its width, for clarity. Names, scrolls, and secondary logos’ clear space should equal one-half their height. This applies to all Houses marks.



Partner School Branding


If you take the RCA House System assets and choose to add your school’s name in a partner-branded lockup with any of the marks, please follow these guidelines for keeping the marks prominent and clear. Any partner title should be centered underneath the mark, in a font (we recommend a sans-serif, like Gotham, Proxima Nova, or Helvetica) or logo with a capheight **equal to one half of the capheight of the letters in the House name**, and separated from the House’s mark by the same distance (one half of the capheight of the letters in the House name).



Please do not set type larger than specified above, or place over or obscuring a mark. Do not combine with other visuals. Do not alter the visuals provided.



For questions, please free to submit for approval at houses@ronclarkacademy.com



The Point System

Giving Points

The RCA House System is supported by the point system — both work together to create a fun and healthy competitive spirit amongst the Houses. Points are collected throughout the year by each student, counting toward their overall House’s score, to help determine the champions at the end of the year.

First, and maybe most importantly, **points must be earned, not given.** A child should not receive a point for doing just anything. This helps establish expectations that points are valuable and shouldn’t be expected every day for regular or expected tasks. Instead, points should be seen as something for when a child goes above and beyond. Examples of this include stopping to help an underclassman or asking a staff member how they can help with something even if they haven’t been asked to help. Points should be given when students demonstrate **character.**

Second, we encourage schools to not fall into “point inflation.” Receiving one point alone for something should be seen as a standard reward for a great action. To receive two points for something would be above and beyond. Receiving twenty-five points for something, on the other hand, would be an extraordinary reward and not something that should happen often. This keeps each point feeling very valuable. As an example, at RCA, we award fifteen points for achieving A-B honor roll and twenty-five points for all A honor roll.

Third, students can never ask for points in exchange for doing something they’re told. And fourth and finally, **schools should never take away points.** They belong to the student once they are earned. This is incredibly important!

How Can Students Earn Points?

Students can earn points for anything that you deem worthy. Examples include:

- Good Character
- Academic Excellence
- School Spirit
- Outstanding Performance
- Effort
- Teamwork
- Humility
- Compassion
- Responsibility

We recommend putting a cap on how many points can be given for a certain behavior. This helps keep scoring consistent among faculty and staff members.

Who Can Award Points?

The best part about the house system is that the incentive program involves everyone in your school. Teachers, custodial staff, cafeteria staff, office staff, and/or anyone on staff at the school can award points. Students quickly recognize that eyes are always watching.

Point Distribution — A Quick Guide

Standard Points

1 POINT Getting a difficult question correct, picking up trash without being asked, being the first one to clap for another, etc.

Above and Beyond Points

2-4 POINTS Winning a class competition, such as a game of trivia, selling the most raffle tickets in a school fundraiser, befriending a new student, cleaning up the class without being asked, improving behavior

5-7 POINTS Making a perfect score on a major test, showing up to a community service project and working extremely hard all day, and demonstrating an overwhelming display of good character

Special Points

8-9 POINTS Best performance on a class project, being named MVP of a school team or club

10 POINTS Highest grade on a final exam, winning a school wide competition, demonstrating an iconic display of character, or no behavior referrals (for a quarter)

Ultra Points!

15 POINTS A-B Honor Roll

25 POINTS ALL A Honor Roll

Spirit Day Points

(Points are awarded to the house see page 64)

25 POINTS Best Costume

25 POINTS Best House Costumes

25 POINTS Best Spirit Day Cheer

“To have a friend is to have one of the sweetest gifts that life can bring.”

— ANNA ROBERTSON BROWN,
AMISTAD’ HOUSE QUOTE



At the Ron Clark Academy, there is a 6-foot wheel. At the beginning of the school year the wheel is used to sort students into Houses. On Fridays, it is used to spotlight one student from each house to spin for extra points.

The Wheel

Wheels are extremely easy to create. On the first day of the school year, the wheel allows each student to spin into a House. But the wheel can also be used as a fun way to earn points and determine the champion at the end of the year!

At RCA, we spin for extra points on Fridays. One child is chosen to spin from each house, and these special students spin the big wheel while all of the House members cheer them on. The outer ring contains spaces with lower points. If the student lands on one of these, that is the amount given to the House, and the turn is over.

But there are also several spaces with an arrow (↴) on them next to the point value. If students land on one of these spaces, they can choose to take the points and end their turn, or they can choose to spin again and take another risk on the next inner ring level. We have three levels of rings, so the more arrows they land on and take, the further in they can go toward the center. But be careful! While the rewards increase on the inner rings, the risks increase as well. (A student could walk away with “nada!”)

If a student manages to land on and take arrows all the way to the very center where the House names are, the student may choose to spin once more for a chance to win one hundred points. If the student takes this spin and it lands on his or her House, the House receives all of the points! But if it lands on another House, then the spinning student’s House receives twenty-five points, but so does the House that it landed on.

Tracking Points

Points are tracked for each student throughout the year and tallied together by House to determine the winner at the end. There are two ways to track points — and we encourage both!


Keep a scoreboard with the four Houses and their point tallies in a central hall or meeting place. It’s important to have this as a constant and visual reminder of the achievements of the students so far. It will also encourage comradery as well as healthy competition, and it will teach students that reaching for their individual goals always contributes to the greater good of their overall community.

Tracking Points in Real Time

RCAHousePoints.com is the easiest way to keep track of points for each House and instantly award points to a student on the spot. An email or text message can also be automatically sent to parents, telling them a teacher or staff member has awarded points to their child. Space is also provided for adding positive feedback or other comments. This lets a parent celebrate their child’s achievements, and it also lets parents feel more and more connected to the Houses.

National Competition

If your school is using the same four RCA Houses (Altruismo, Amistad, Isibindi, Rêveur) your points will contribute to the House on a national level. This creates a new and dynamic layer to the House System for students. RCAHousePoints.com connects all the schools using the same four RCA Houses nationwide and there will be one **National House Champion** at the end of the school year.



Tracking points with RCAHousePoints.com

- Track points for up to 8 Houses
- Upload your own student names, photos and videos
- Award points to students on the spot with comments
- Create reports by House, grade, individual student, teacher, staff, or category
- Show point totals in real-time online or on an electronic display
- Send communications to parents automatically via text, email, or online dashboard

To learn more, go to www.rcahousepoints.com



Leaders and Meetings

Transform your student council into a house council. Select a “Head of House” from your upperclassmen to lead each House. These students collaborate together to plan House events, You may also select a representative from other grade levels to work alongside each head of House. You will also have a teacher representative from each House. This encourages teachers from various grade levels to work and collaborate together to build stronger House leaders.

At RCA, each House’s leadership system is a little different. While each has a student leader from the eighth grade, Amistad has a student “executive board” of other students that help the leader make decisions through Robert’s Rules of Order; Isibindi has a lieutenant,



so that the leader has an official second-in-command. The leadership structure of your chapter can change or be decided by your students, but the fact that it is decided by the students themselves is essential. Leaders are selected from the eighth grade class of students, and they pass on the torch to a rising seventh grader. At RCA, the new House leaders are announced at the Championship Celebration at the end of each year. This gives the new student leader the entire summer to prepare for the upcoming school year.

House meetings should be regularly set (we suggest weekly). It’s important for House meetings not to feel like schoolwide assemblies, but rather like more intimate gatherings. Staff leaders are present to help moderate, but the meetings should be led by the students. Meetings are where Houses maintain traditions, create cheers, plan celebrations, recognize and support House members, and more.

Spirit Days and Championships

Spirit Day

Spirit Days are an important part of letting students take ownership over and pride in their Houses. It is also a wonderful opportunity to engage parents. Spirit Day is held at the end of each year, where points are rewarded to Houses for creativity and passion rather than just individual performance. Students decide their theme each year — Isibindi could be a tribe of African elephants, or Rêveur could be a pack of wolves, or the students could decide something even more unique or elaborate! Whatever their theme idea is, they should use their House colors in it. The evening before Spirit Day, parents join in with the students of each House to help create these costumes.

On Spirit Day, all of the students perform their House cheers and chants, and they show off their costumes. A committee of impartial staff or community volunteers decide winners.

- Twenty-five points are rewarded to the House with the best cheer.
- Twenty-five points are rewarded to the individual student with the best costume, and this point tally goes toward the House.
- Twenty-five points are rewarded to the House with the best overall theme and costumes.

At the end of these point rewards, we have one final wheel spin for bonus points (like we do every Friday, see page 61). This allows one student from each House to spin for bonus points for his/her House to try to break out ahead. At the end of this, whichever House has the most points is crowned the champion for the year!

Being the champions does not come easy, however! At RCA, the champions have to get to work prepare an end-of-school celebration for all of the students following the championship. Whichever House is crowned the champion has to decorate the celebration in their colors — so there’s a lot of fast work to be done! Everyone is invited to the celebration, and families are encouraged to dress in the color of the winning House. All of the Houses are recognized, but the winning House is named and the House leaders for the following school year are announced.

“I learned that courage was not the absence of fear, but the triumph over it. The brave man is not he who does not feel afraid, but he who conquers that fear.”

— NELSON MANDELA,
ISIBINDI’S HOUSE QUOTE





2021 © The Ron Clark Academy

All materials about the RCA House System are copyrighted and only intended for your internal school use. Information on the RCA House System cannot be presented at workshops or conferences without written permission.

RCA is a nonprofit, and individuals are not to use the information here for personal monetary gains.

Team Altruismo™, Team Amistad™, Team Isibindi™, Team Rêveur™, Team Nukumori™, Team Onraka™, Team Protos™, Team Sollevare™, and Team Amistades™, are trademarks of the Ron Clark Academy. The House names and assets are also trademarks of the Ron Clark Academy. Please do not change them, alter them, or remove the trademark symbol from any of the marks.